

# LCFF Budget Overview for Parents

Local Educational Agency (LEA) Name: Whitmore Union Elementary School District

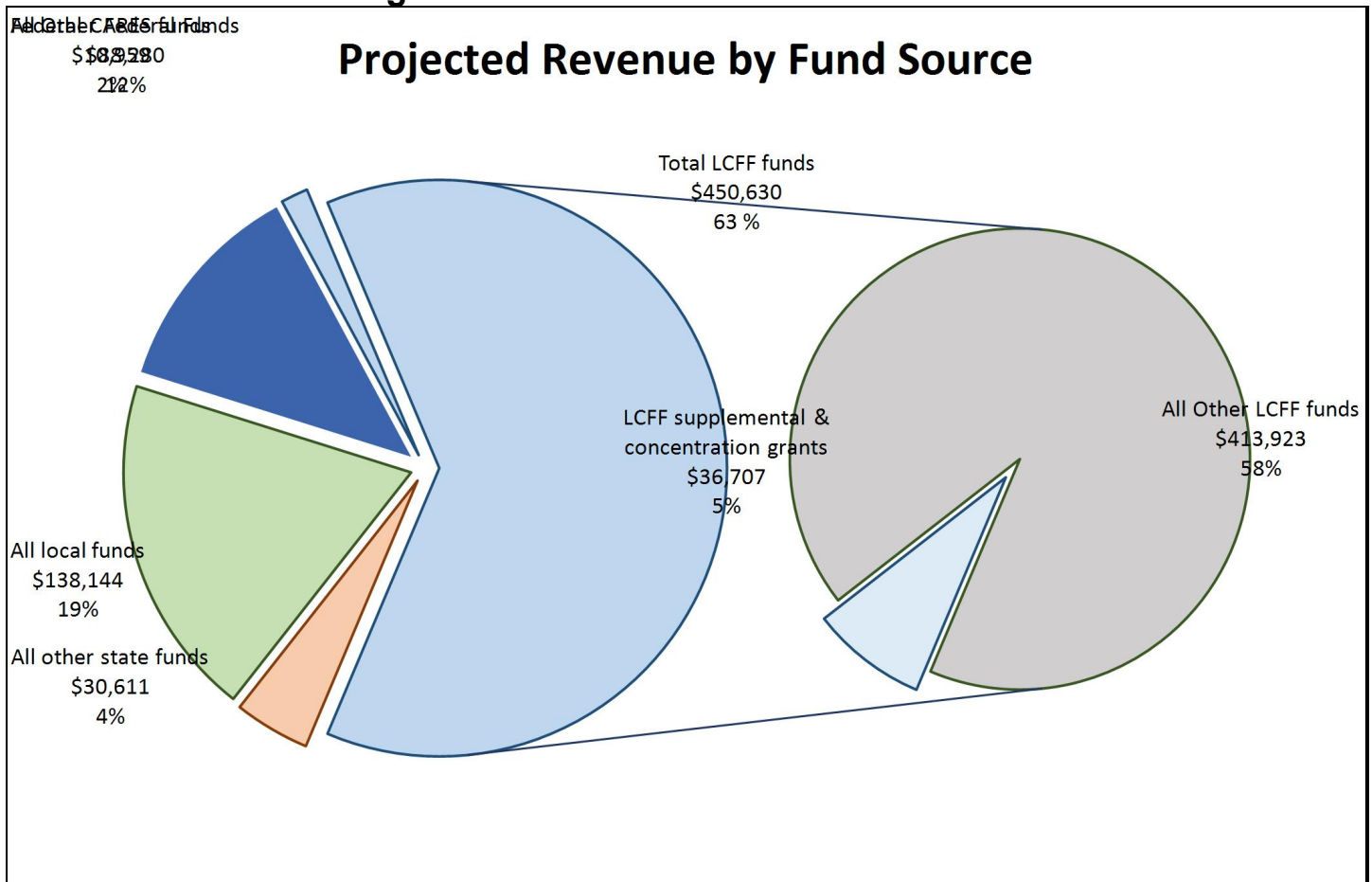
CDS Code: 45701696050595

School Year: 2020-2021

LEA contact information: Cindy Gonzalez, Superintendent

School districts receive funding from different sources: state funds under the Local Control Funding Formula (LCFF), other state funds, local funds, and federal funds. LCFF funds include a base level of funding for all LEAs and extra funding - called "supplemental and concentration" grants - to LEAs based on the enrollment of high needs students (foster youth, English learners, and low-income students).

## Budget Overview for the 2020-21 LCAP Year

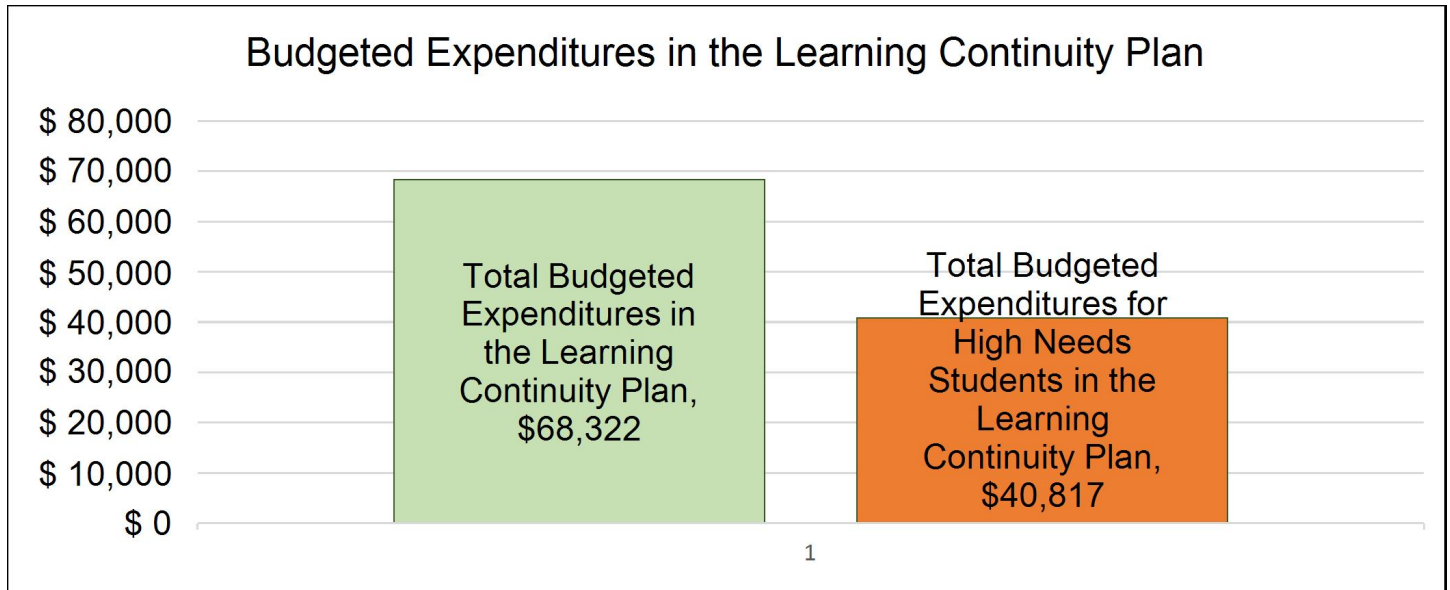


This chart shows the total general purpose revenue Whitmore Union Elementary School District expects to receive in the coming year from all sources.

The total revenue projected for Whitmore Union Elementary School District is \$718,624, of which \$450,630 is Local Control Funding Formula (LCFF), \$30,611 is other state funds, \$138,144 is local funds, and \$99,239 is federal funds. Of the \$99,239 in federal funds, \$10,959 are federal CARES Act funds. Of the \$450,630 in LCFF Funds, \$36,707 is generated based on the enrollment of high needs students (foster youth, English learner, and low-income students).

# LCFF Budget Overview for Parents

For the 2020-21 school year school districts must work with parents, educators, students, and the community to develop a Learning Continuity and Attendance Plan (Learning Continuity Plan). The Learning Continuity Plan replaces the Local Control and Accountability Plan (LCAP) for the 2020–21 school year and provides school districts with the opportunity to describe how they are planning to provide a high-quality education, social-emotional supports, and nutrition to their students during the COVID-19 pandemic.



This chart provides a quick summary of how much Whitmore Union Elementary School District plans to spend for planned actions and services in the Learning Continuity Plan for 2020-2021 and how much of the total is tied to increasing or improving services for high needs students.

Whitmore Union Elementary School District plans to spend \$654,583 for the 2020-21 school year. Of that amount, \$68,322 is tied to actions/services in the Learning Continuity Plan and \$586,261 is not included in the Learning Continuity Plan. The budgeted expenditures that are not included in the Learning Continuity Plan will be used for the following:

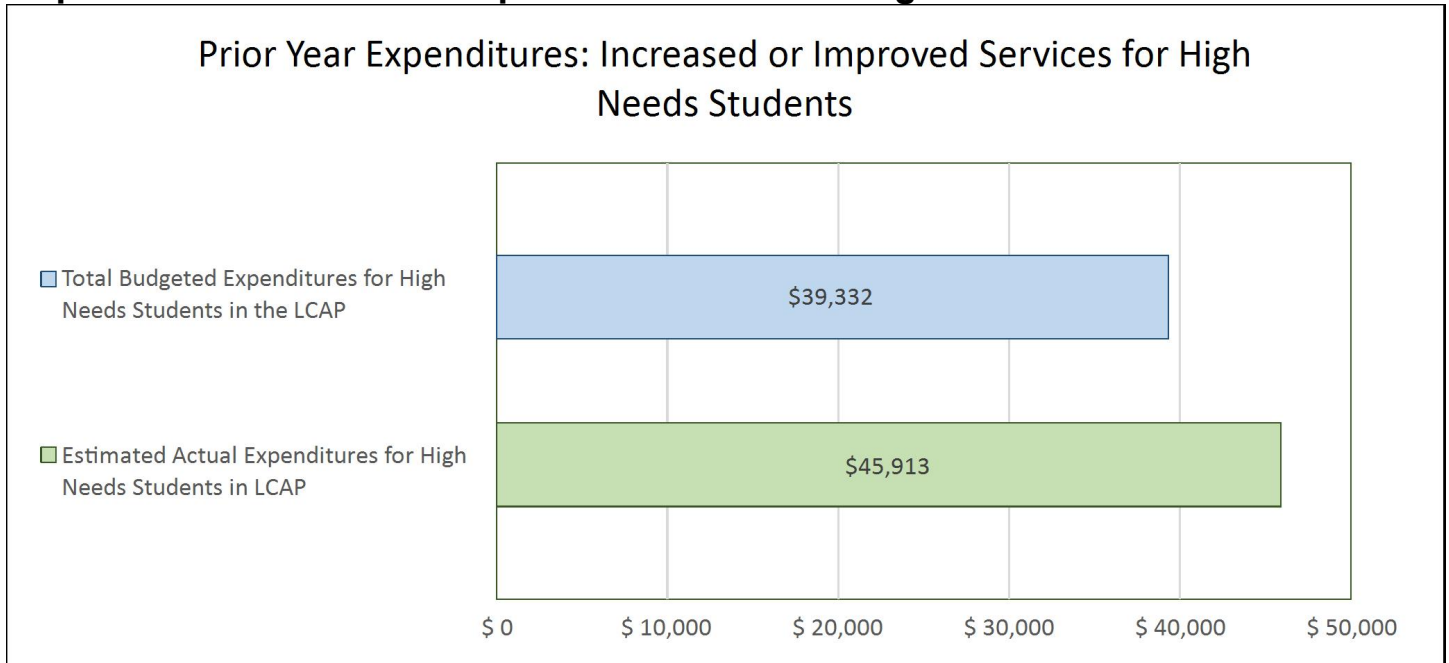
The funds that are not included in the LCAP or as base LCFF funding will be used for the maintenance of the physical plant, updated instructional materials and technology, debt service, pupil transportation, and salaries and benefits.

## Increased or Improved Services for High Needs Students in in the Learning Continuity Plan for the 2020-2021 School Year

In 2020-21, Whitmore Union Elementary School District is projecting it will receive \$367,070 based on the enrollment of foster youth, English learner, and low-income students. Whitmore Union Elementary School District must describe how it intends to increase or improve services for high needs students in the Learning Continuity Plan. Whitmore Union Elementary School District plans to spend \$408,170 towards meeting this requirement, as described in the Learning Continuity Plan.

# LCFF Budget Overview for Parents

## Update on Increased or Improved Services for High Needs Students in 2019-20



This chart compares what Whitmore Union Elementary School District budgeted in the 2019-20 LCAP for actions and services that contributed to increasing or improving services for high needs students with what Whitmore Union Elementary School District actually spent on actions and services that contributed to increasing or improving services for high needs students in the 2019-20 school year.

In 2019-20, Whitmore Union Elementary School District's LCAP budgeted \$39332. for planned actions to increase or improve services for high needs students. Whitmore Union Elementary School District actually spent \$45913 for actions to increase or improve services for high needs students in 2019-20.